

Last information update: September 2025

**Product configuration: QV56**

QV56: Robin spotlight Ø51 for installation on a 48V low voltage track - DALI



**Product code**

QV56: Robin spotlight Ø51 for installation on a 48V low voltage track - DALI

**Technical description**

Miniaturised adjustable spotlight with adapter for installation on 48V low voltage track. Made of die-cast aluminium with passive dissipation system. The adapter made of a thermoplastic material includes the DC/DC driver circuit with a DALI power line dimmable function. Integrated «power line» technology allows each spotlight on the track to be adjusted separately. The swivel joints allow the spotlight to be rotated by 360° and tilted by 160° with the option of installing the spotlight on a 48V track in both an "up" and "down" position. The set back position of the optic unit guarantees a high level of visual comfort. A high definition thermoplastic lens with the option of using additional accessories to create other light effects. A rapid tool-free system for connecting the adapter electrically and mechanically to the track. The 48V track coupling device is fitted with a mechanical anti-fall safety double block.

**Installation**

An adapter is used to fix the device mechanically and tool-free to the 48V track.

**Colour**

White (01) | Black (04)

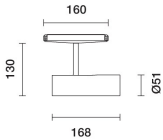
**Weight (Kg)**

0.46

**Wiring**

Driver DC/DC with a DALI power line dimmable function - direct connection on 48V track. Track power supply unit to be ordered separately.

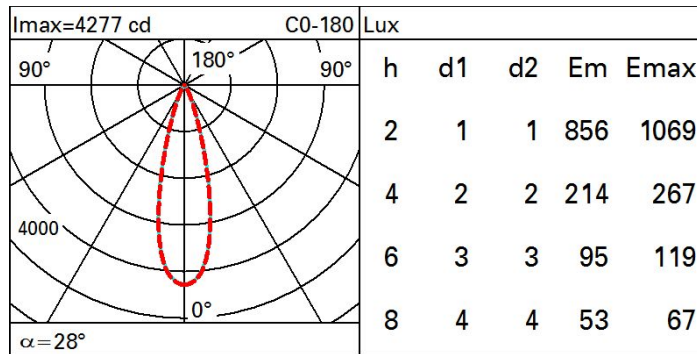
Complies with EN60598-1 and pertinent regulations



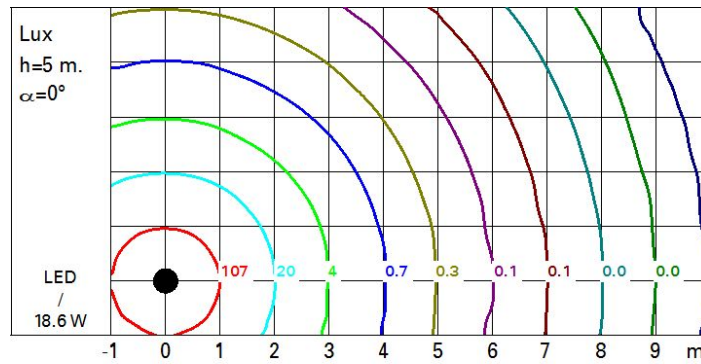
**Technical data**

Im system:	1120	Life Time LED 1:	> 50,000h - L90 - B10 (Ta 25°C)
W system:	18.6	Voltage [Vin]:	48
Im source:	1750	Lamp code:	LED
W source:	17	Number of lamps for optical assembly:	1
Luminous efficiency (lm/W, real value):	60.2	ZVEI Code:	LED
Im in emergency mode:	-	Number of optical assemblies:	1
Total light flux at or above an angle of 90° [Lm]:	0	Power factor:	See installation instructions
Light Output Ratio (L.O.R.) [%]:	64	Minimum dimming %:	5
Beam angle [°]:	28°	Overvoltage protection:	2kV Common mode & 1kV Differential mode
CRI (minimum):	90	Dimming mode:	CCR
Colour temperature [K]:	4000	Control:	DALI
MacAdam Step:	2		

**Polar**



### Isolux



### UGR diagram

Corrected UGR values (at 1750 lm bare lamp luminous flux)											
Reflect.:		0.70	0.70	0.50	0.50	0.30	0.70	0.70	0.50	0.50	0.30
ceiling/cav											
walls											
work pl.											
Room dim		viewed crosswise					viewed endwise				
x	y										
2H	2H	13.7	15.8	14.1	10.1	10.4	13.0	15.0	14.0	15.9	10.3
	3H	13.0	15.2	14.0	15.5	15.9	13.5	15.1	13.9	15.4	15.8
	4H	13.5	14.9	13.9	15.2	15.0	13.5	14.8	13.8	15.1	15.5
	6H	13.5	14.0	13.9	14.9	15.2	13.4	14.5	13.8	14.8	15.2
	8H	13.5	14.5	13.8	14.8	15.2	13.4	14.4	13.8	14.8	15.1
	12H	13.4	14.4	13.8	14.8	15.2	13.3	14.3	13.7	14.7	15.1
4H	2H	13.0	14.9	14.0	15.3	15.0	13.4	14.7	13.8	15.1	15.4
	3H	13.5	14.5	13.9	14.9	15.2	13.3	14.4	13.7	14.7	15.1
	4H	13.4	14.3	13.8	14.7	15.1	13.2	14.2	13.7	14.0	15.0
	6H	13.0	14.0	13.5	15.1	15.5	12.9	14.5	13.4	14.9	15.4
	8H	12.9	14.7	13.4	15.2	15.7	12.8	14.0	13.2	15.0	15.5
	12H	12.8	14.7	13.3	15.2	15.7	12.0	14.5	13.2	15.0	15.5
8H	4H	12.9	14.7	13.4	15.2	15.7	12.8	14.0	13.2	15.0	15.5
	6H	12.8	14.5	13.3	15.0	15.5	12.0	14.4	13.1	14.9	15.4
	8H	12.7	14.3	13.3	14.8	15.3	12.0	14.2	13.1	14.7	15.2
	12H	12.9	13.9	13.4	14.4	15.0	12.7	13.8	13.2	14.3	14.8
12H	4H	12.8	14.7	13.3	15.2	15.7	12.0	14.5	13.1	15.0	15.5
	6H	12.7	14.3	13.3	14.8	15.3	12.0	14.2	13.1	14.7	15.2
	8H	12.9	13.9	13.4	14.4	15.0	12.7	13.8	13.2	14.3	14.8
Variations with the observer position at spacing:											
S =	1.0H	4.0 / -5.3					4.7 / -5.2				
	1.5H	7.3 / -8.3					7.3 / -8.4				
	2.0H	9.2 / -14.8					9.3 / -15.1				